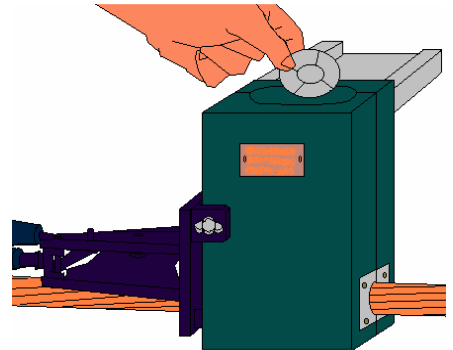


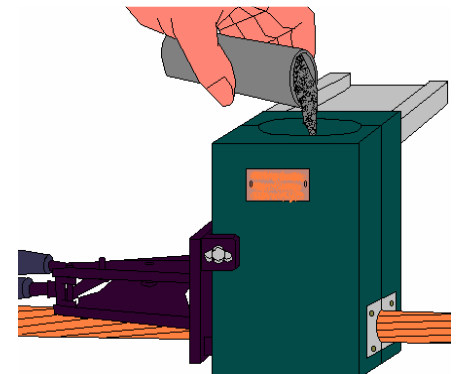
The Welding Procedure

- Dry the mold and the conductors.
- Clean the conductors.
- Place cable ends in the mold.

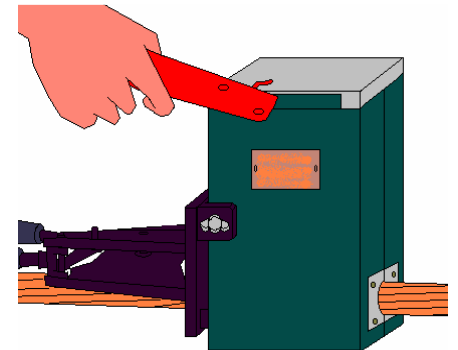
- Close the handles to lock the mold.
- Place 1 disk into the crucible.



- Pour the weld material into the crucible.
- Sprinkle the starting metal over the weld metal and onto the lip of the mold.



- Close the cover and ignite.
- Open the mold after the metal be solid.
- Remove slag from mold and cleaner it with the brush before next connection.



- A completed Exoweld connection.

